



বাংলাদেশ স্থল বন্দর কর্তৃপক্ষ

টি.সি.বি. ভবন (৬ষ্ঠ তলা)
কাওরান বাজার, ঢাকা-১২১৫
www.bsbk.gov.bd

নং- ১৮.১৫০.০২২.২২.০০.০০১.২০১২-৪৬৭

তারিখঃ ২৪-১২-২০১৫ খ্রিঃ

প্রজ্ঞাপন

বাংলাদেশ স্থলবন্দর কর্তৃপক্ষের ০২ নভেম্বর, ২০০৩ তারিখের বাস্তবক/হিসাব-৭৬/২০০৩/১৪ নং প্রজ্ঞাপনের Clause 11 এর Sub-Clause (xiii) মোতাবেক কর্তৃপক্ষের ৩০ নভেম্বর, ২০০৫ তারিখের বাস্তবক/প্রশাস/ট্যারিফ/১৩৪/২০০৩-৬৪ নং প্রজ্ঞাপনের বিধান সাপেক্ষে, বেনাপোল ব্যতীত কর্তৃপক্ষের নিয়ন্ত্রণাধীন অন্যান্য বন্দরসমূহের ক্ষেত্রে ২০১৫ সালে প্রযোজ্য ট্যারিফ ৫% বৃদ্ধিপূর্বক ২০১৬ সালের জন্য নিম্নরূপে নির্ধারণ করা হ'ল।

২। এ ট্যারিফ হার ০১ জানুয়ারি, ২০১৬ খ্রিঃ তারিখ থেকে কার্যকর হবে। তবে কর্তৃপক্ষ সরকারের পূর্বানুমোদনক্রমে যে কোন সময়ে এ ট্যারিফ হার পুনঃধায়া (re-fix) করতে পারবে।

Tariff Schedule-2016 All Land Ports except Benapole Land Port

1.1 Port Dues:

(All charges are in Taka)

Sl. No.	Vessels working within port limits	Basis of Charges	Rate of Charges 2015	Rate of Charges 2016
a.	Not exceeding 10 GRT	Per vessel on each entry	53.88	56.57
b.	Exceeding 10 GRT but not exceeding 100 GRT	-do-	448.96	471.41
c.	Exceeding 100 GRT & upto 200 GRT	-do-	987.72	1037.11
d.	Exceeding 200 GRT	Per GRT	8.99	9.44
e.	Barge and Flat	Per 10 Tons or part thereof	5.39	5.66
f.	Country Boat	Per 200 kgs or part thereof	1.80	1.89

Note :

Entry takes place when the vessel enters into the limits.

1.2 Shifting Fees :

a.	Fees for shifting vessels from one berth or mooring or swinging her to another	Per movement	359.17	377.13
----	--	--------------	--------	--------

1.3 Detention Fees:

a.	Detention fees for failure of a vessel in arriving at or sailing from the port in time.	Per day or part thereof during which detention	Equivalent to berthing charges	
----	---	--	--------------------------------	--

2.1 Berthing Charges:

Sl. No.	Particulars of Charges	Basis of Charges	Rate of Charges 2015	Rate of Charges 2016
2.1.1 Non-propelled :				
a.	Boat carrying capacity up to 2000 Kgs.	Per berthing per diem & part thereof	44.89	47.13
b.	Boat carrying capacity exceeding 2000 Kgs and up to 4000 Kgs	-do-	89.80	94.29
c.	Boat carrying capacity exceeding 4000 Kgs and up to 10 tons	-do-	134.69	141.42
d.	Boat carrying capacity exceeding 10 Tons and up to 20 Tons	-do-	224.49	235.71

Contd. page-2

Sl. No.	Particulars of Charges	Basis of Charges	Rate of Charges 2015	Rate of Charges 2016
e.	Boat carrying capacity exceeding 20 Tons and up to 40 Tons	-do-	269.38	282.85
f.	Boat carrying capacity exceeding 40 Tons	-do-	359.17	377.13
2.1.2: Motor Vessels and Launches:				
a.	Carrying capacity up to 50 Tons	Per berthing per diem & part thereof	359.17	377.13
b.	Carrying capacity over 50 and up to 100 Tons	-do-	448.96	471.41
c.	Carrying capacity over 100 and up to 200 Tons	-do-	628.54	659.97
d.	Carrying capacity over 800 passengers or over 200 Tons and up to 300 Tons of cargo	-do-	897.93	942.83
e.	Carrying capacity over 300 Tons and up to 400 Tons	-do-	987.72	1037.11
f.	Carrying capacity over 400 and up to 500 Tons	-do-	1077.52	1131.40
g.	Carrying capacity over 500 Tons and up to 600 Tons	-do-	1257.10	1319.96
h.	Carrying capacity over 600 Tons and above	-do-	1795.86	1885.65

2.2: Water Supply Charges:

a.	Local user	Per 1000 Litres & part thereof	134.69	141.42
b.	Foreign User	-do-	1795.86	1885.65

3.00 River Dues:

a.	Import Cargo	Per 1000 Kgs or Part thereof	71.83	75.42
b.	Export Cargo	Per 200 Kgs or Part thereof	32.32	33.94
c.	Domestic Cargo	Per 200 Kgs or Part thereof	17.96	18.86

3.2 Space Rent Charges (inside port protected area):

a.	First month	Per square metre or part thereof per month or part thereof	71.83	75.42
b.	Second month	-do-	89.80	94.29
c.	Third month and subsequent months	-do-	107.75	113.14

Contd. Page-3






Note:

- (i) If any cargo (consignment) detained above 45 days, in that case space rent will be applicable.
- (ii) Open areas will be charged space rent at half rate.
- (iii) Time is counted after the issue of a storage order by BLPA or its representative. The day on which the storage order issued in not counted for space rent.
- (iv) For the period before space rent charged, the cargo will be charged as store rent.
- (v) For the purpose of the the space rent "Month" means a Calendar month or part thereof.
- (vi) For the period before space rent is charged, the cargo will be charged wharf rent according to tariff schedule.
- (vii) Movement of cargo between the place of wharf rent and the place of space rent is the responsibility of the shipper/consignee

4.00 Landing Charges:




S.L	Particulars of Charges	Basis of Charges	Rate of Charges 2015	Rate of Charges 2016
a.	All general goods on which freight is charged by weight and any single package does not exceed 500 kgs. such as Rubber, Sandal, Torch Light, Lock, Cigarette paper, Cane, Umbrella & Hand Bag etc.	Per ton or part thereof	44.91	47.16
b.	All bag cargo, Wheat, Rice, Sugar, Maize & all kinds of Pulse, Turmeric, Betel nut, Pickle, Ginger, Coriander Seeds, Dry Chili, Cumin Seeds, Cinnamon, Cardamom, Tamarine, Cloves etc.	Per ton or per case	44.91	47.16
c.	Cotton yarn. Fabrics, Hand Towel, Leather etc.	Per bale or per case	44.91	47.16
d.	Frozen fish (Packet)	Per ton or part thereof	44.91	47.16
e.	Raw fish & Dry fish etc. (Loose)	-do-	71.82	75.41
f.	Wood & all other goods on which freight is charged by measurement	-do-	44.91	47.16
g.	All bulk cargo	-do-	44.91	47.16

Contd. Page-4

5.00 Other Charges:

S.L	Particulars of Charges	Basis of Charges	Rate of Charges 2015	Rate of Charges 2016
1	Entrance Fee:			
	(a) Truck/Bus & Lorry	Per unit per entry	89.79	94.28
	(b) Motor Car, Jeep, Pick-up & Three Wheeler etc.	-do-	44.91	47.16
	(c) Motor Cycle/Bi-cycle, Push cart/Rickshaw/Van etc.	-do-	10.77	11.31
2	Carpenter Charge:			
	(a) For opening & closing of package/cases for appraisement/inspection	Per package/case	12.57	13.20
	(b) For repairing of damaged packages/case etc. (materials will be supplied by the party.)	-do-	26.94	28.29
3	Weightment/Masurement Charge (Where weightment/measurement is applicable)	Per Truck/Lorry	44.91	47.16
4	Holiday charge for working on holiday (if applicable)	Per diem or part thereof per consignment or part thereof	1257.10	1319.96
5	Night charge for working during night (For unloading only)	Per night/per consignment or part thereof	808.14	848.55
6	Documentation Charge (for preparation of additional documents viz., Warehouse charges, Challan/Release order etc. when any consignment is not taken delivery by the party on due date	Per document	197.54	207.42
7	Haltage Charge (if any transport stay in the warehouse area)	Per transport per night	116.74	122.58
8	Hire charge of Tarpaulins if applied for by the party (subject to availability)	Per piece per diem or part thereof	197.55	207.43
9	(a) Hire charge of Mobile Crane for use outside Warehouse premises.	Per hour or part thereof	987.72	1037.11
	(b) Haulage charge of Mobile Crane.	Per Km or part thereof	269.37	282.84
10	(a) Hire charge of Forklift for use outside Warehouse premises.	Per hour or part thereof	538.76	565.70
	(b) Haulage charge of Forklift.	Per Km or part thereof	134.69	141.42

Contd. Page-5

6.00 Warehouse & Open Yard Space Charges :									
SL No	Particulars of Goods	Basis of Charges	Year	Rate of Charges (Shed)			Rate of Charges (Open Yard)		
				1 st to 10 th day	11 th to 20 th day	21 st day & onward	1 st to 10 th day	11 th to 20 th day	21 st day & onward
1	All General Goods on which freight charge by weight	Per Ton or part thereof per diem & part thereof							
			2016	13.21	26.41	39.61	9.42	18.86	28.30
			2015	12.58	25.15	37.72	8.97	17.96	26.95
2	Cotton Yarn Fabrics, Tea, Pulp & Leather etc.	Per Package/Case or part thereof per diem & part thereof	2016	3.77	7.55	11.32	3.78	5.66	9.43
			2015	3.59	7.19	10.78	3.60	5.39	8.98
3	Wood & all goods on which freight is charge by measurement	Per cubic meter or part thereof per diem & part thereof	2016	11.32	22.64	33.96	9.45	18.86	28.29
			2015	10.78	21.56	32.34	9.00	17.96	26.94
4	(a) Loose	Per ton or part thereof/per diem & part thereof	2016	15.08	28.29	41.50			
			2015	14.36	26.94	39.52			
	(b) Packet	Per ton or part thereof/per diem	2016	13.20	27.05	37.72			
			2015	12.57	25.76	35.92			

Contd. Page-6

Note: In respect of SL No. (1) to (4) above if the Tyre and Tube are packed together they will be treated as single piece, if not they will be treated as separate pieces for assessment of charges provided that tractor and other oversized (above 9-20) Tyres shall be charged at double the rate

Contd. Page-7

Tyre, Tube etc. :

S.L No.	Particulars of Goods	Basis of Charges	Rate of Charges (Shed)				Rate of Charges (Open Yard)		
			Year	1 st to 10 th day	11 th to 20 th day	21 st day & onward	1 st to 10 th day	11 th to 20 th day	21 st day & onward
1	Cycle, Rickshaw Tyre & Tube	Per Piece per diem & part thereof	2016	0.22	0.44	0.60	0.14	0.22	0.29
			2015	0.21	0.42	0.57	0.13	0.21	0.28
2	Baby Taxi, Three Wheeler, Scooter, Motor Cycle & Motor Car Tyre & Tube (Size: below-7-00)	-Do-	2016	0.44	0.80	1.19	0.22	0.44	0.60
			2015	0.42	0.76	1.13	0.21	0.42	0.57
3	Truck, Lorry, Tractor Tyre & Tube (size: upto 9-20)	-Do-	2016	1.01	1.97	2.95	0.50	1.01	1.49
			2015	0.96	1.88	2.81	0.48	0.96	1.42
4	Truck, Lorry, Tractor Tyre & Tube (size: above 9-20)	-Do-	2016	1.95	3.93	5.87	1.01	1.97	2.95
			2015	1.86	3.74	5.59	0.96	1.88	2.81
5	Cycle on wheel or semi knocked down (SKD) condition	Per unit, per diem & part thereof	2016	5.87	11.74	17.61	3.93	7.84	11.74
			2015	5.59	11.18	16.77	3.74	7.47	11.18
6	Baby Taxi, Three Wheeler, Scooter, Motor Cycle	-Do-	2016	29.36	58.65	87.98	19.58	39.10	58.65
			2015	27.96	55.86	83.79	18.65	37.24	55.86
7	Motor Car & Jeep on wheel	-Do-	2016	58.65	117.30	175.94	39.10	78.20	117.31
			2015	55.86	111.71	167.56	37.24	74.48	111.72
8	Lorry, Truck, Bus, Trailor, Tractor, Mobile workshop & such other on wheels	-Do-	2016	97.74	195.48	293.20	78.20	156.40	234.57
			2015	93.09	186.17	279.24	74.48	148.95	223.40

Note : In respect of SL No. (1) to (4) above if the Tyre and Tube are packed together they will be treated as single piece, if not they will be treated as separate pieces for assessment of charges provided that tractor and other oversized (above 9-20) Tyres shall be charged at double the rate.

Contd. Page-7

7.1 Handling Charges :

S.L	Particulars of Charges	Basis of Charges	Rate of Charges 2015	Rate of Charges 2016
a.	Off loading from any kind of transport & stacking/re-stacking inside Shed/Yard by manual labour	Per ton or part thereof	44.91	47.16
b.	Loading from Shed/Yard into road transport by manual labour	Do	44.91	47.16
c.	Loading/Off loading by equipment	Do	89.76	94.25
d.	Frozen Fish:			
	(i) Packet	Do	44.91	47.16
	(ii) Loose	Do	53.88	56.57

7.2 Shore Handling Charges :

7.2 Shore Handling Charges :								
SL. No	Particulars of Charges	Basis of Charges	Rate of Charges 2015			Rate of Charges 2016		
			Normal Working Hours	Holidays	After working Hours	Normal Working Hours	Holidays	After working Hours
7.2.1 Import Cargo:								
a.	Bagged Cargo							
	(i) Salt, Sugar, Mastered, Cement, Fertilizer etc.	Per M.Ton or part thereof	85.93	154.72	172.41	90.23	162.46	181.03
	(ii) Shoda Ash, Milk Powder, Lentils etc.	-do-	119.66	194.82	260.40	125.64	204.56	273.42
	(iii) Food Grains	-do-	133.38	170.42	0.00	140.05	178.94	0.00
b.	Heavy goods like Cement Clinker, Lime Stone, Iron and Steel materials, B.P. Sheet, C.I Sheet, G.P. Sheet, Coals, Stones, Boulders etc.	-do-	100.57	171.17	206.52	105.60	179.73	216.85
c.	All other general cargo including scrap	-do-	234.34	384.27	484.88	246.06	403.48	509.12
7.2.2 Export Cargo:								
a.	Bagged Cargo	-do-	85.93	154.67	170.61	90.23	162.40	179.14
b.	Jute, Gunny, Jute Bale, Jute Goods and Jute Product, Crash Bone etc.	-do-	124.81	206.60	278.36	131.05	216.93	292.28
c.	Tea, Tea Chest	-do-	142.74	238.07	269.39	149.88	249.97	282.86

8.00 Removal Charges:				
	Particulars	Basis of charges	Rate of charges 2015	Rate of charges 2016
1	Drums by rolling (Manually)	Per M. Ton or part thereof	235.26	247.02
2	Bag Cargo:			
	(a) By manual labour	do	103.11	108.27
	(b) By port transport (Manually)/Uploading	do	79.11	83.07
3.	Frozen Fish as by manual labour	do	107.75	113.14
4.	Frozen Fish with hand trolley etc.	do	83.03	87.18
5.	Frozen Fish:			
	(a) Loose	do	118.80	124.74
	(b) Packet	do	87.23	91.59

9.00 Stevedoring Charges:				
1.	General Cargo	Per ton or part thereof	100.56	105.59
2.	Bagged Cargo	do	56.74	59.58
3.	Heavy Cargo	do	94.83	99.57
4.	Pig Iron	do	56.74	59.58
5.	Refer Cargo	do	103.45	108.62
10.00 Passenger Facilities Charges :				
1	Entry fee	Per person	8.99	9.44
2	Waiting charges	do	8.99	9.44
3	Service charges	do	3.60	3.78
4	Terminal charges	do	8.99	9.44
	Total		30.57	32.10

NB: This charge schedule will be effective for goods received/stored on and from 01/01/2016.

Contd. Page-9






11.00 General Conditions :

- (i) In case of mis-declaration detected regarding weight or measurement in import Manifest/Invoice/Packing list/Consignment note/Truck challan, the authority will have the discretion to realize Rent Charge as per actual by weight or measurement whichever is higher.
- (ii) For dangerous and hazardous cargo 200% of the normal rates shall apply.
- (iii) Assessment of detained goods, if delivery of any consignment goods is delayed due to any Government order or requirement of the customs duly communicated/ certified by competent authority, the rent of charge for the 2nd and 3rd slabs shall be reduced by 50% on application by the Consignee/Agent duly approved by the Chairman. Similar concession shall also be admissible for goods handed over to the customs for auction but delivered prior to auction duly out passed by the Customs.
- (iv) 10% less Tariff of the Warehouse rent charge will be applicable on Export Cargo.
- (v) The Port Authority will take weigh/measurement of all loose cargo for determining the chargeable weight. Port officials will have the power to take weight /measurement if the Manifest/Invoice/Packing list seems to be incorrect as per outward condition of the package/cargo.
- (vi) Rent charges will be levied on a minimum of 1(one) ton/1(one) cubic meter on goods chargeable at rate per ton/per cubic meter or part thereof.
- (vii) In the total of the bill for rent charges, the fraction for a less than 50 paisa will not be charged and 50 paisa or above will be reckoned as one taka.
- (viii) If any cargo is kept covered by Tarpaulin in the open yard, the rate of rent charge applicable for transit shed be charged for the same in place of hire charge of Tarpaulins, if so applied for by the C&F Agent/Importer.
- (ix) No delivery of goods will be allowed after normal working hours.
- (x) A certain percentage of goods accruing rent charges leviable by weight may at the discretion of the Authority be weighed and on the basis of the weight so taken, the total weight of goods will be worked out and charged for.
- (xi) If removal/restacking is done for Port's convenience no charge will be realized from the party, but if removal/restacking is done on application from the party, charge will be realized.
- (xii) VAT @ 15% or as decided by the Govt./Authority from time to time be realized.
- (xiii) The schedule of rates shall be enhanced 5% each year in absence of re-fixing the rates as per change in the market price.

12 Special Provision: As approved by the Government vide Memo No. নৌপম/মবশা/বাস্তবক/এম-১১/২০০৮ (অংশ-১)-৪৫৮, dated: 18/11/2013 of Ministry of Shipping the charges on loading/off-loading by equipment at Burimari Land Port will be applicable only when such facilities would be provided there by the Authority.

(2)

৫৫

৩৩৮/২৪/১৩
তপন কুমার চক্রবর্তী
চেয়ারম্যান
ফোনঃ ৮১৮৯৩০০